

Beautiful shade



SKYSPANSHADE
COMMERCIAL UMBRELLAS AND SHADE STRUCTURES



HORIZON
Centre Column Umbrella

Specialists in the design and manufacture of premium commercial grade architectural umbrellas.



HORIZON

Centre Column Umbrella

Premium materials combined with a classic, architecturally designed and engineered umbrella, purpose built to live outdoors. The Horizon range is ideal for outdoor dining, resorts and entertainment venues. Adding accessories, make it a versatile all rounder to cover any scenario.

- Fixed canopy offers the freedom of permanent shelter in breezy conditions.
- Engineered to withstand wind speeds of up to 118kph.
- Available in square, hexagonal and rectangle, in a range of sizes offering extensive shade coverage.
- An architectural grade PVC Canopy, that is waterproof, heat reflective, and UV resistant, keeps customers dry, cool, and sun-safe.
- The Horizon has anti-inversion cables to stabilise the umbrella in strong winds.
- Compatible accessories such as heating and lighting transition your space from day to night.

HORIZON

Features

Offering extensive shade covering, available in several shapes with high corrosion resistance materials, a wide range of accessories and a W33 (118kph) wind rating, it's easy to see why the Horizon range is a favourite.



Fixed Canopy

A fixed canopy offers year round shelter. Engineered for winds up to 118kph, the fixed canopy offers a functional and cost effective solution for long-term, permanent cover, in sheltered and breezy locations.

Corporate Branding

With our "direct to fabric" print service, professionally promote your brand on your canopy using colour fast inks for accurate colour matching and a premium finish.

Portable Base Option

Several Horizon models are able to be installed in our stylish concrete Skyspan™ Cubes, allowing maneuverability of the umbrella.

Premium PVC Canopy

An architectural grade PVC adds strength and style to the canopy. Purposefully designed for umbrellas, the Horizon's canopy fabric has been pre-tensioned in manufacture to prevent stretching and tearing after continuous use.

Choose from a multitude of colours that have been tested and rated by their ability to reflect, absorb and transfer heat, ensuring the umbrella is cool and comfortable to be under.



The sophisticated PVC formulation includes UV inhibitors that protect the fabric and the colour pigments from damage and fading, ensuring the longevity of the canopy.

An additional PVDF coating ensures ease of cleaning making it ideal for commercial environments.

Compatible Accessories

Pre-wiring is available to accommodate heating, LED lighting, speaker systems and power points, to enhance your outdoor experience.

Rain diverters can be attached to the Horizon's waterproof canopy to channel away water.



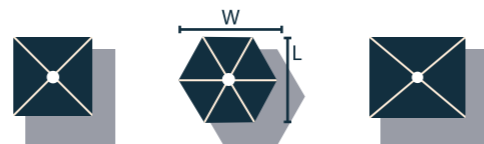
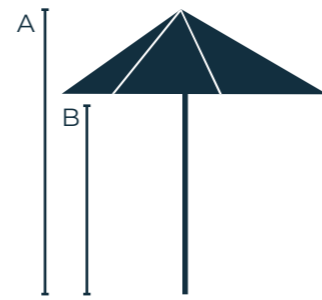
- Support Australian Industry
- Products specifically designed to suit Australian conditions.
- Shorter lead times than imported products.
- Parts and Accessories are readily and easily available





General Specifications

- Shape Options: Hexagonal, Square, Rectangle.
- Canopy Type: Fixed Canopy, architectural grade, high tensile PVC. Marine Grade 316 Stainless Steel catenary cables and fittings.
- Installation Method: Bolted to a concrete footing, under deck plate, or weighted portable planter box base and caster system. Installation via a Skyspan™ certified installer or competent tradesperson.
- Frame Construction: A corrosion resistant structural aluminum frame, marine grade 316 stainless steel catenary cables and componentry.
- Frame Finish: Powder coated in your preferred colour from the Skyspan™ colour range.
- Engineer Wind Rating: Fixed Canopy 118kph (W33) open.



Canopy Type	Dimensions	Umbrella Height		Packaged Weight Kg Approx
	L x W Approx	A	B	
Square 2.4	2380 x 2380mm	3140mm	2250mm	110
Square 3.0	3130 x 3130mm	3340mm	2250mm	120
Square 3.5	3470 x 3470mm	3400mm	2250mm	130
Square 4.0	4000 x 4000mm	3480mm	2250mm	135
Hexagonal 4.4	4415 x 3830mm	3400mm	2250mm	135
Hexagonal 5.0	4960 x 4310mm	3350mm	2250mm	140
Hexagonal 5.6	5610 x 4880mm	3480mm	2250mm	160
Rectangular 4 x 3	3950 x 2950mm	3300mm	2370mm	150

Skyspan™ Cube Portable Base

Our stylish concrete Skyspan™ Cubes can be fitted with commercial grade lockable casters and levelling feet, allowing easy maneuverability of the umbrella to a new location. Once relocated the Skyspan™ Cube is easily and safely locked into place.


Skyspan™ Cubes can be filled with decorative stones, sand, plants or lined with timber to double as a leaner/table enhancing your outdoor space.

Canopy Type	Skyspan™ Cube*	Weight
	mm	Kg
Square 2.4	800 x 800 x 600	290
Square 3.0	800 x 800 x 600	300
Hexagonal 4.4	800 x 800 x 600	315
Square 2.4	800 x 800 x 800	290
Square 3.0	800 x 800 x 800	300
Hexagonal 4.4	800 x 800 x 800	315


* Skyspan™ Cube application is site specific and subject to Engineer analysis and approval.

Colour Options

Cube



Cube Cover



Modwood XTREME GUARD timber surface
Square Edge (137mm x 23mm)



SKYSPANSHADE
COMMERCIAL UMBRELLAS AND SHADE STRUCTURES

1/4 Old Pacific Hwy
Yatala, QLD 4207

Ph: +61 1300 667 176
Ph: +61 7 3804 6288
sales@skyspanshade.com.au

skyspanshade.com.au

Your Skyspan Distributor is:

Photo credit: Instant Shade

