

*Beautiful shade*



**SKYSPAN SHADE**  
COMMERCIAL UMBRELLAS AND SHADE STRUCTURES



**SUNSET**  
Centre Column Umbrella

A classic design, Sunset is a retractable, heavy duty architecturally designed and engineered umbrella, purpose built to live outdoors.



# SUNSET

## Centre Column Umbrella

Fully retractable combined with a classic design, Sunset is a heavy duty architecturally designed and engineered umbrella, purpose built to live outdoors. Popular with resorts, cafes, and hotels, the Sunset is a versatile all rounder to cover any scenario.

- A sophisticated robust internal gearing mechanism ensures swift and easy retraction of the umbrella in any weather.
- Engineered to withstand wind speeds of up to 118kph open, and up to 148kph closed.
- Available in square, hexagonal and rectangle in a range of standard sizes.
- Offers extensive shade coverage starting from 2.4m<sup>2</sup> up to 5.6 hex.
- An architectural grade PVC Canopy, that is waterproof, heat reflective, and UV resistant, keeping you dry, cool, and sun-safe.
- Concealed catenary cables, secured by anti-creep fixings, reinforce the canopy for superior wind resistance and long-term performance.
- Compatible accessories such as heating and lighting transition your space from day to night, in addition to remote control retraction.

# SUNSET

## Features

The Sunset's robust internal gearing mechanism easily deploys the most sizable canopies, without the need for extra assistance or any cumbersome equipment. A simple windable handle facilitates the swift and easy operation of the umbrella. The handle can be removed and an anti creep latch engaged to lock the umbrella in position.

- Support Australian Industry
- Products specifically designed to suit Australian conditions.
- Shorter lead times than imported products.
- Parts and Accessories are readily and easily available



Designed for commercial use, the Sunset's operating system can also be motorised, effortlessly mobilising multiple umbrellas via a single remote.

### Retractable Canopy

Engineered for winds up to 118kph when open, the Sunset retractable canopy handles everyday conditions with ease, while giving you ample time to retract the canopy in changing weather. Once closed and secured, the umbrella is rated for winds up to 148kph, standing safe and secure in the harshest weather, ready for future use. Remote control retraction is an optional addition.

### Corporate Branding

With our 'direct to fabric' print service, professionally promote your brand on your canopy using colour fast inks for accurate colour matching and a premium finish.

### Portable Cube Option

Several Sunset models are able to be installed in our stylish concrete Skyspan™ Cubes, allowing maneuverability of the umbrella.

### Premium PVC Canopy

An architectural grade PVC adds strength and style to the canopy.

Purposefully designed for umbrellas, the Sunset's canopy fabric has been pre-tensioned in manufacture to prevent stretching and tearing after continuous use.

Choose from a multitude of colours that have been tested and rated by their ability to reflect, absorb and transfer heat, ensuring the umbrella is cool and comfortable to be under.

The sophisticated PVC formulation includes UV inhibitors that protect the fabric and the colour pigments from damage and fading, ensuring the longevity of the canopy.

An additional PVDF coating ensures ease of cleaning making it ideal for commercial environments.

A permanent UV surface treatment stabilises the colour pigment in the fabric to resist fading, and provides an Ultraviolet Protection Factor of 50+, blocking harsh UVA and UVB rays.


### Compatible Accessories

Radiant strip heating, LED lighting, speaker systems and power points, can all be pre-wired into the umbrella at point of manufacture to enhance your outdoor experience.

Rain diverters can be attached to the Sunset's waterproof canopy to channel away water.




Base Plate



Concealed Cables



Locking Clip



Brand Application



## Skyspan™ Cube Portable Base

Our stylish concrete Skyspan™ Cubes can be fitted with commercial grade lockable casters and levelling feet, allowing easy maneuverability of the umbrella to a new location.

Once relocated the Skyspan™ Cube is easily and safely locked into place.

Skyspan™ Cubes can be filled with decorative stones, sand, plants or lined with timber to double as a leaner/table enhancing your outdoor space.

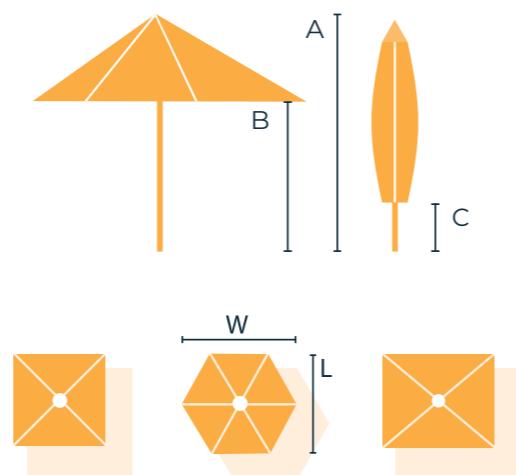
### SUITABLE FOR SUNSET

Canopy Type	Skyspan™ Cube*	Weight
	mm	Kg
Square 2.4	800 x 800 x 600	290
Square 3.0	800 x 800 x 600	300
Hexagonal 4.4	800 x 800 x 600	315

\* Skyspan™ Cube application is site specific and subject to Engineer analysis and approval.

## General Specifications


- Shape Options: Hexagonal, Square, Rectangle.
- Canopy Type: Retractable, architectural grade, high tensile PVC.
- Installation Method: Bolted to a concrete footing, under deck plate, or weighted Skyspan™ Cube base and caster system. Installation via a Skyspan™ certified installer or competent tradesperson.
- Frame Construction: A corrosion resistant structural aluminum frame, marine grade 316 stainless steel catenary cables and componentry.
- Frame Finish: Powder coated in your preferred colour from the Skyspan™ colour range.
- Engineer Wind Rating: Retractable Canopy 118kph (W33) open, 148kph (W41) closed.




Canopy Type	Dimensions	Umbrella Height			Packaged Weight
	L x W Approx	A	B	C	Kg Approx
Square 2.4	2380 x 2380mm	3140mm	2250mm	940mm	110
Square 3.0	3130 x 3130mm	3340mm	2250mm	600mm	120
Square 3.5	3470 x 3470mm	3400mm	2250mm	270mm	130
Square 4.0	4000 x 4000mm	3480mm	2250mm	45mm	135
Hexagonal 4.4	3830 x 4415mm	3400mm	2250mm	540mm	135
Hexagonal 5.0	4960 x 4310mm	3350mm	2250mm	230mm	140
Hexagonal 5.6	5610 x 4880mm	3480mm	2250mm	45mm	160
Rectangular 4 x 3	3950 x 2950mm	3300mm	2370mm	260mm	150

## Colour Options

### Cube



### Cube Cover



Modwood XTREME GUARD timber surface  
Square Edge (137mm x 23mm)





**SKYSPANSHADE**  
COMMERCIAL UMBRELLAS AND SHADE STRUCTURES

1/4 Old Pacific Hwy  
Yatala, QLD 4207

Ph: +61 1300 667 176  
Ph: +61 7 3804 6288  
sales@skyspanshade.com.au

[skyspanshade.com.au](http://skyspanshade.com.au)

Your Skyspan Distributor is:

