



SKYSPANSHADE
COMMERCIAL UMBRELLAS AND SHADE STRUCTURES



TYPHOON

Centre Column Umbrella

A large white architectural umbrella is the central focus, set on a rooftop terrace. The terrace has a light-colored tiled floor and a low white wall with lush green plants. In the background, a modern building with large glass windows is visible under a clear blue sky. The umbrella's frame is white and features a central pole and multiple support struts. The overall scene is bright and sunny.

TYPHOON

Stylish, secure and structurally sound... Skyspan's Typhoon umbrella lives up to its name. A fixed frame architectural umbrella, the Typhoon has support struts to reinforce the arms, enabling it to withstand high wind loads.

Non-retractable, the Typhoon has no gearing system. Instead, it's reinforced struts – and engineering first – enables it to withstand wind speeds of up to 148kph when open. For shelter, security and a stylish finish to your outdoor area, look no further than the Typhoon architectural umbrella.



TYPHOON

TYPHOON

Centre Column Umbrella

Premium materials combine with classic design in a heavy duty, commercial grade, architectural umbrella, purpose built to live outdoors. Popular with resorts, cafes, and hotels, the Typhoon's multiple options and accessories make it the most versatile all rounder to cover any scenario.

- A range of standard sizes offer extensive shade coverage starting from 5m² up to 25m².
- An architectural grade PVC canopy that is waterproof, heat reflective, and UV resistant, keeps customers dry, cool, and sun-safe.
- Concealed marine grade 316 stainless steel catenary cables, reinforce the canopy for superior wind resistance and long-term performance.
- Fixed frame offers the freedom of permanent shelter, even in challenging wind prone environments.
- Compatible accessories such as heating and lighting transition your space from day to night.
- Engineered to withstand wind speeds of up to 148kph.



TYPHOON

Features

The Typhoon's robust reinforced strut design makes this architectural umbrella low maintenance and easy to use, without any cumbersome equipment required. It's ability to withstand wind speeds up to 148kph when open means the Typhoon can remain open and in place permanently, with no need to retract in challenging wind prone or exposed environments.

Corporate Branding

With our "direct to fabric" print service, professionally promote your brand on your canopy using fade resistant colour fast inks for accurate colour matching and a premium finish.





TYPHOON

Premium PVC Canopy

An architectural grade PVC adds strength and style to the canopy. Purposefully designed for umbrellas, the Typhoon's canopy fabric has been pre-tensioned in manufacture to prevent stretching and tearing after continuous use.

Choose from a multitude of colours that have been tested and rated by their ability to reflect, absorb and transfer heat, ensuring the umbrella is cool and comfortable to be under.

A protective PVDF coating has been applied to the canopy stabilising the colour pigment in the fabric for fade resistance to pro-longed sun exposure.

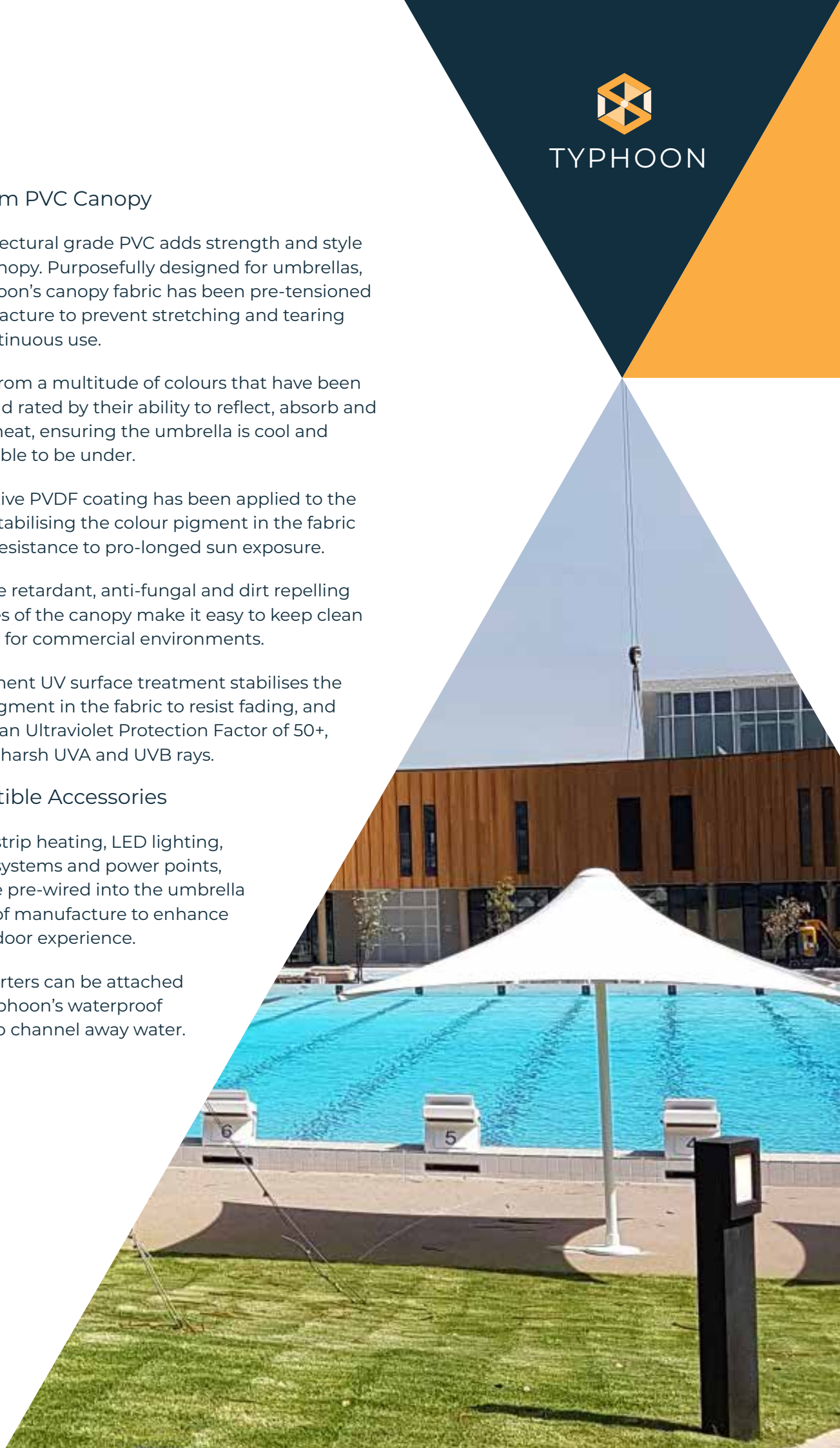
The flame retardant, anti-fungal and dirt repelling properties of the canopy make it easy to keep clean and ideal for commercial environments.

A permanent UV surface treatment stabilises the colour pigment in the fabric to resist fading, and provides an Ultraviolet Protection Factor of 50+, blocking harsh UVA and UVB rays.

Compatible Accessories

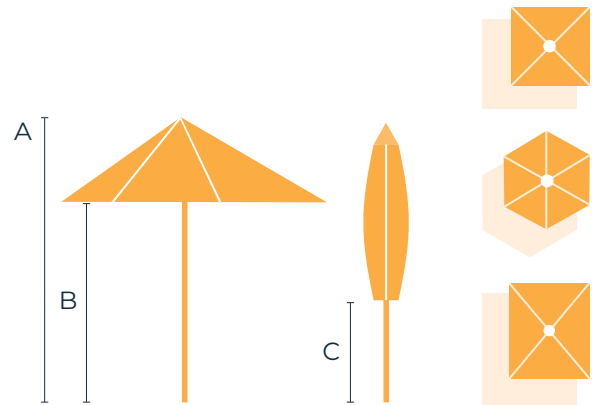
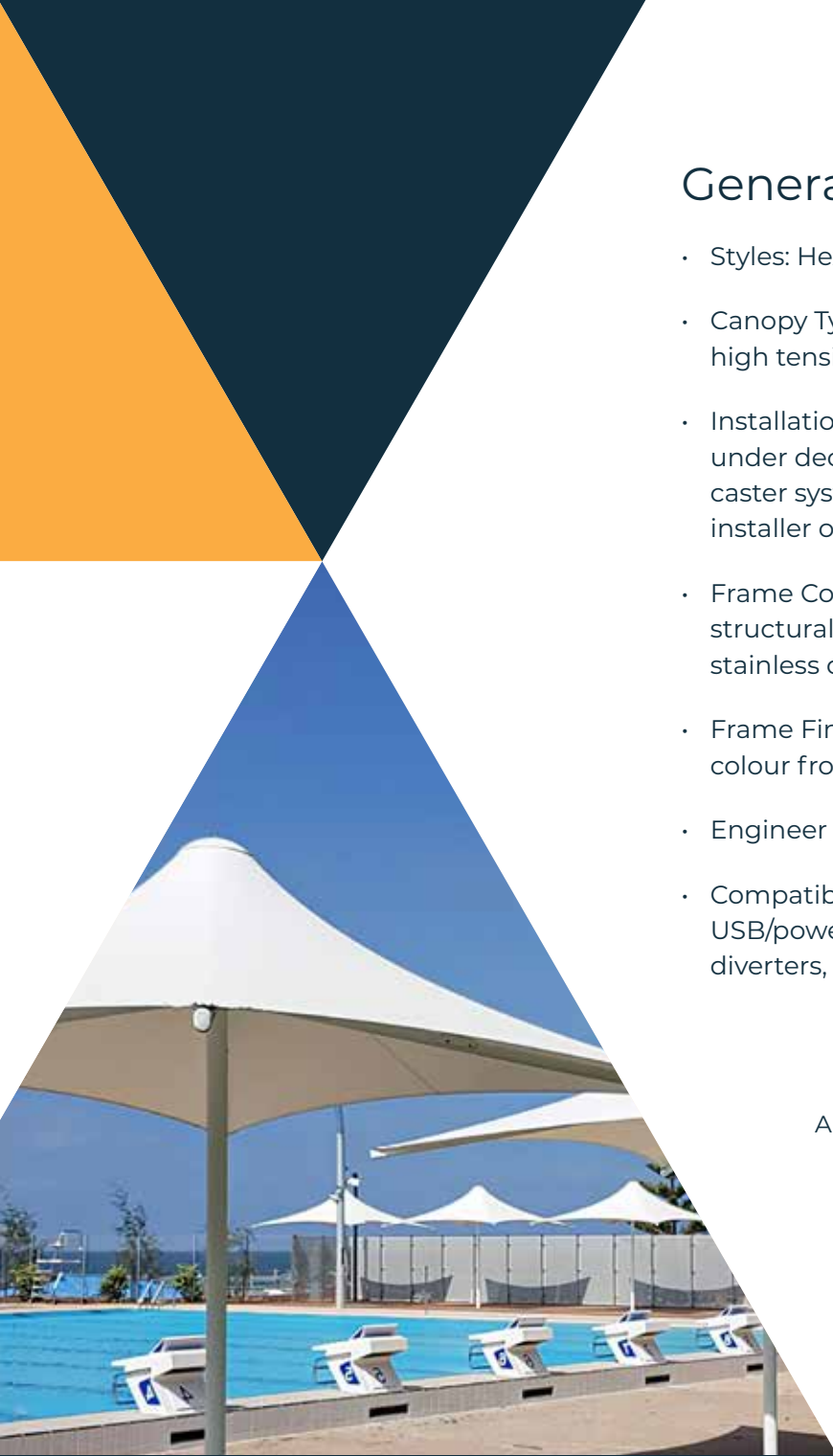
Radiant strip heating, LED lighting, speaker systems and power points, can all be pre-wired into the umbrella at point of manufacture to enhance your outdoor experience.

Rain diverters can be attached to the Typhoon's waterproof canopy to channel away water.



General Specifications

- Styles: Hexagon, Square, Rectangular.
- Canopy Type: Fixed Canopy, architectural grade, high tensile PVC.
- Installation Method: Bolted to a concrete footing, under deck plate, or weighted portable base and caster system. Installation via a Skyspan certified installer or competent tradesperson.
- Frame Construction: A corrosion resistant structural aluminum frame, marine grade 316 stainless catenary cables and componentry.
- Frame Finish: Powder coated in your preferred colour from the Skyspan colour range.
- Engineer Wind Rating: 148kph (W41) open.
- Compatible Accessories: Heating, lighting, USB/power sockets, link panels, rain diverters, and corporate branding.



Canopy Type	Dimensions	Approx Coverage m ²	Umbrella Height			Weight Kg Approx
	L x W		A	B	C	
Square	2.4 x 2.4m	5.8	3.14m	2.25m	.95m	110
Square	3.0 x 3.0m	9.6	3.29m	2.25m	.56m	120
Square	3.5 x 3.5m	12.2	3.45m	2.25m	.28m	130
Square	4.0 x 4.0m	16.0	3.48m	2.41m	.04m	135
Hexagonal	4.4 x 3.8m	10.0	3.43m	2.25m	.45m	135
Hexagonal	4.9 x 4.3m	14.6	3.35m	2.25m	.25m	140
Hexagonal	5.6 x 4.8m	17.5	3.40m	2.27m	.05m	160
Rectangular	3.9 x 2.9m	11.3	3.40m	2.37m	.25m	150



TYPHOON

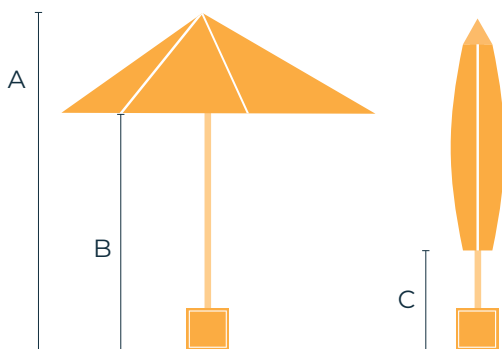
Portable Base Options

Our stylish concrete planter boxes are fitted with commercial grade lockable casters and leveling feet, allowing easy maneuverability of the umbrella to a new location.

Once relocated the base is easily and safely locked into place.

Bases can be filled with decorative stones, sand, plants or lined with timber to double as a leaner/ table enhancing your outdoor space.

* Planter box application is site specific and subject to Engineer analysis and approval.



Typhoon Range

Engineer Certified to 148kph(W41) Open.

Canopy Type	Dimensions	Umbrella Base*	Umbrella Height			Weight Kg Approx
	L x W		A	B	C	
Square	2.4 x 2.4m	800 x 800 x 600	2.75m	2.365m	1.06m	320
Square	3.0 x 3.0m	800 x 800 x 600	2.945m	2.370m	0.725m	350
Hexagonal	4.4 x 3.8m	800 x 800 x 600	2.935m	2.365m	0.725m	350
Square	2.4 x 2.4m	800 x 800 x 800	2.75m	2.365m	1.06m	370
Hexagonal	4.4 x 3.8m	800 x 800 x 800	3.135	2.565m	0.925m	400



SKYSPANSHADE

COMMERCIAL UMBRELLAS AND SHADE STRUCTURES

1/4 Old Pacific Hwy
Yatala, QLD 4207

Ph: +61 1300 667 176

Ph: +61 7 3804 6288

sales@skyspanshade.com.au