

*Beautiful shade*



**SKYSPAN SHADE**  
COMMERCIAL UMBRELLAS AND SHADE STRUCTURES



## ALFRESCO

Portable Commercial Umbrella

Extend the use of your outdoor areas, but retain the freedom to re-configure the space with architecturally designed and engineered umbrella.





# ALFRESCO

## Portable Umbrella

Extend the use of your outdoor areas, but retain the freedom to re-configure the space. The Alfresco Portable umbrella is light and easy to handle, whilst strong enough to withstand wind speeds up to 60kph, making it ideal for everyday commercial use.

- A robust rope and pulley system, ensures the quick and easy operation of the canopy in every size.
- Engineer certified for wind speeds of up to 60kph, the Alfresco umbrella will remain stable and pleasant to be under in breezy weather, while giving you ample time to retract and store the umbrella in changing conditions.
- Available in four standard square shaped sizes.
- The Ø49mm umbrella column fits most tables, sockets and bases, seamlessly integrating with existing furniture.
- An architectural grade, PVC Canopy, that is waterproof, heat reflective, and UV resistant, keeps customers, dry, cool and sun-safe.
- The option of a lockable base plate or socket secures the umbrella to site, preventing unauthorised removal.



# ALFRESCO

## Features

The Alfresco square shaped canopy makes for easy placement of multiple umbrellas in tight spaces, folding compactly away when not in use and fully portable.

Choose from four standard sizes offering coverage up to 12m<sup>2</sup>.



### Lightweight and Robust

The Alfresco's lightweight and corrosion resistant aluminum frame is assembled with marine grade 316 stainless steel componentry and powder coated in a colour of your choice, for a smart, easy care, finish. Concealed catenary cables reinforces the canopy seams for superior wind resistance and long-term performance.

### Corporate Branding

With our "direct to fabric" print service, professionally promote your brand on your canopy using colour fast inks for accurate colour matching and a premium finish.

### Premium PVC Canopy

An architectural grade PVC adds strength and style to the canopy. Purposefully designed for umbrellas, the Alfresco's canopy fabric has been pre-tensioned in manufacture to prevent stretching and tearing after continuous use.

Choose from a multitude of colours that have been tested and rated by their ability to reflect,

absorb and transfer heat, ensuring the umbrella is cool and comfortable to be under.

The sophisticated PVC formulation includes UV inhibitors that protect the fabric and the colour pigments from damage and fading, ensuring the longevity of the canopy.

An additional PVDF coating ensures ease of cleaning making it ideal for commercial environments.

A permanent UV surface treatment stabilises the colour pigment in the fabric to resist fading, and provides an Ultraviolet Protection Factor of 50+, blocking harsh UVA and UVB rays.

### Simple Installation

With umbrella weights between 10 – 16 kg, the Alfresco portable is easy to move and install.

Choose either an inground socket, base plate, or a Skyspan Cube base, which allows the umbrella to be repositioned as required.



- Support Australian Industry
- Products specifically designed to suit Australian conditions.
- Shorter lead times than imported products.
- Parts and Accessories are readily and easily available





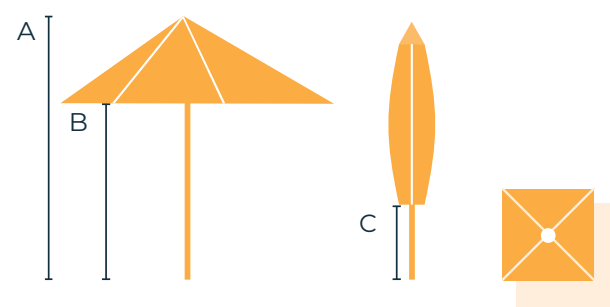


## General Specifications

- Shape: Square.
- Canopy Type: Retractable, architectural grade, PVC Canopy, available in a range of colours.
- Installation Method: Above ground base plate or in ground socket. The umbrella can still be removed from the socket and the opening safely concealed with a cover, leaving a flush surface with no tripping hazard. The Alfresco umbrella column will also fit most standard table umbrella holes and umbrella stands and can be used with a Skyspan™ Cube.
- Frame Construction: Ø49mm corrosion resistant structural aluminum column, marine grade 316 stainless steel catenary cables and componentry.

- Frame Finish: Powder coated in your preferred colour from the Skyspan™ colour range.
- Engineer Wind Rated: up to 60kph open.

A full range of spare parts are available for the long-term care of your umbrella.



Canopy Type	Dimensions	Umbrella Height			Packaged Weight
	L x W Approx	A	B	C	Kg Approx
Square 1.9	1900 x 1900mm	3530mm	2500mm	1450mm	10
Square 2.4	2380 x 2380mm	3140mm	2250mm	1350mm	12
Square 3.0	3130 x 3130mm	3340mm	2250mm	1100mm	14
Square 3.5	3480 x 3480mm	3280mm	2250mm	1000mm	16

## Skyspan™ Cube Portable Base


Our stylish concrete Skyspan™ Cubes can be fitted with commercial grade lockable casters and levelling feet, allowing easy maneuverability of the umbrella to a new location.

Once relocated the Skyspan™ Cube is easily and safely locked into place.

Skyspan™ Cubes can be filled with decorative stones, sand, plants or lined with timber to double as a leaner/table enhancing your outdoor space.

### Other Base Options

Fits All Sizes



### SUITABLE FOR ALFRESCO

Canopy Type	Skyspan™ Cube*	Weight
	mm	Kg
Square 2.4	800 x 800 x 600	290
Square 3.0	800 x 800 x 600	300


\* Skyspan™ Cube application is site specific and subject to Engineer analysis and approval.

### Cube Colour Options



### Cube Cover

Modwood XTREME GUARD timber surface  
Square Edge (137mm x 23mm)







**SKYSPAN SHADE**  
COMMERCIAL UMBRELLAS AND SHADE STRUCTURES

1/4 Old Pacific Hwy  
Yatala, QLD 4207

Ph: +61 1300 667 176  
Ph: +61 7 3804 6288  
sales@skyspanshade.com.au

[skyspanshade.com.au](http://skyspanshade.com.au)

Your Skyspan Distributor is:

