

Beautiful shade



SKYSPANSHADE
COMMERCIAL UMBRELLAS AND SHADE STRUCTURES



TYPHOON

Centre Column Umbrella

Specialists in the design and manufacture of premium architecturally designed and engineered umbrellas.

TYPHOON

Centre Column Umbrella

Stylish, secure and structurally sound the Skyspan™ Typhoon umbrella lives up to its name. A fixed frame architectural umbrella, the Typhoon has support struts to reinforce the arms, enabling it to withstand high wind loads.

Premium materials combine with classic design in a heavy duty, commercial grade, architectural umbrella, purpose built to live outdoors. Popular with resorts, cafes, and hotels, the Typhoon's multiple options and accessories make it the most versatile all rounder to cover any scenario.

- Fixed frame offers the freedom of permanent shelter, even in challenging wind prone environments.
- Engineered to withstand wind speeds of up to 148kph (W41) open.
- A range of standard sizes offer extensive shade coverage.
- Robust reinforced strut design for superior wind resistance and long-term performance.
- An architectural grade PVC canopy that is waterproof, heat reflective, and UV resistant, keeps customers dry, cool, and sun-safe.
- Concealed marine grade 316 stainless steel catenary cables, reinforce the canopy for superior wind resistance and long-term performance.
- Compatible accessories such as heating and lighting transition your space from day to night.





TYPHOON

Features

Non-retractable, the Typhoon has reinforced struts enabling it to withstand wind speeds of up to 148kph when open.

The Typhoon's robust reinforced strut design makes this architectural umbrella low maintenance and easy to use. It's ability to withstand wind speeds up to 148kph when open means the Typhoon can remain open and in place permanently, with no need to retract in challenging wind prone or exposed environments.

Corporate Branding

With our "direct to fabric" print service, professionally promote your brand on your canopy using colour fast inks for accurate colour matching and a premium finish.

Portable Base Option

Several Typhoon models are able to be installed in our stylish concrete Skyspan™ Cube, allowing maneuverability of the umbrella.

For shelter, security and a stylish finish to your outdoor area, look no further than the Typhoon architectural umbrella.

Premium PVC Canopy

An architectural grade PVC adds strength and style to the canopy. Purposefully designed for umbrellas, the Typhoon's canopy fabric has been pre-tensioned in manufacture to prevent stretching and tearing after continuous use.

Choose from a multitude of colours that have been tested and rated by their ability to reflect, absorb and transfer heat, ensuring the umbrella is cool and comfortable to be under.

The sophisticated PVC formulation includes UV inhibitors that protect the fabric and the colour pigments from damage and fading, ensuring the longevity of the canopy.

An additional PVDF coating ensures ease of cleaning making it ideal for commercial environments.

Compatible Accessories

Radiant strip heating, LED lighting, speaker systems and power points, can all be pre-wired into the umbrella at point of manufacture to enhance your outdoor experience.

Rain diverters can be attached to the Typhoon's waterproof canopy to channel away water.



Base Plate



Concealed Cables



Brand application



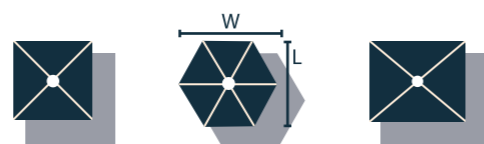
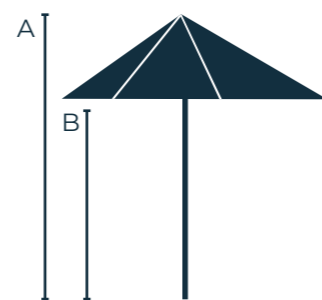
- Support Australian Industry
- Products specifically designed to suit Australian conditions.
- Shorter lead times than imported products.
- Parts and Accessories are readily and easily available





General Specifications

- Shape Options: Hexagonal, Square, Rectangle.
- Canopy Type: Fixed Canopy, architectural grade, high tensile PVC.
- Installation Method: Bolted to a concrete footing, under deck plate, or weighted portable base and caster system. Installation via a Skyspan™ certified installer or competent tradesperson.
- Frame Construction: A corrosion resistant structural aluminum frame, marine grade 316 stainless catenary cables and componentry.
- Frame Finish: Powder coated in your preferred colour from the Skyspan™ colour range.
- Engineer Wind Rating: 148kph (W41) open.
- Compatible Accessories: Heating, lighting, USB/power sockets, link panels, rain diverters, and corporate branding.



Canopy Type	Dimensions	Umbrella Height		Packaged Weight
	L x W Approx	A	B	Kg Approx
Square 2.4	2380 x 2380mm	3140mm	2250mm	110
Square 3.0	3130 x 3130mm	3340mm	2250mm	120
Square 3.5	3470 x 3470mm	3285mm	2250mm	130
Square 4.0	4000 x 4000mm	3530mm	2410mm	135
Hexagonal 4.4	3830 x 4415mm	3325mm	2250mm	135
Hexagonal 5.0	4960 x 4310mm	3350mm	2250mm	140
Hexagonal 5.6	5610 x 4880mm	3445mm	2270mm	160
Rectangular 4 x 3	3950 x 2950mm	3400mm	2370mm	150

Skyspan™ Cube Portable Base

Our stylish concrete Skyspan™ Cubes can be fitted with commercial grade lockable casters and levelling feet, allowing easy maneuverability of the umbrella to a new location. Once relocated the Skyspan™ Cube is easily and safely locked into place.


Skyspan™ Cubes can be filled with decorative stones, sand, plants or lined with timber to double as a leaner/table enhancing your outdoor space.

Canopy Type	Skyspan™ Cube* mm	Weight Kg
Square 2.4	800 x 800 x 600	290
Square 3.0	800 x 800 x 600	300
Hexagonal 4.4	800 x 800 x 600	315
Square 2.4	800 x 800 x 800	290
Square 3.0	800 x 800 x 800	300
Square 4.0	800 x 800 x 800	315
Hexagonal 4.4	800 x 800 x 800	315


* Skyspan™ Cube application is site specific and subject to Engineer analysis and approval.

Colour Options

Cube



Cube Cover



Modwood XTREME GUARD timber surface
Square Edge (137mm x 23mm)



SKYSPANSHADE
COMMERCIAL UMBRELLAS AND SHADE STRUCTURES

1/4 Old Pacific Hwy
Yatala, QLD 4207

Ph: +61 1300 667 176
Ph: +61 7 3804 6288
sales@skyspanshade.com.au

skyspanshade.com.au

Your Skyspan Distributor is:

