

BREEZE UMBRELLA SERIES



SOLA BY SKYSPAN

The Sola Breeze premium Cantilever Umbrella provides superior all-day shade. It has the perfect blend of quality, affordability and ease of use. Designed for ultimate versatility, this umbrella is incredibly easy to open and tilt at the angle that gives you the desired shade and quick to close.




Sola Breeze Features



Easy to open and close with a crank handle. Fully adjustable shade coverage with multiple tilting and positioning options and innovative foot pedal-operated 360-degree rotation system.



Sunbrella Cavas Series canopy provides long-lasting durability with a 5-year colour fastness guarantee. Along with superior 50+ UV protection to keep you safe from harmful rays, the canopy is water repellent.



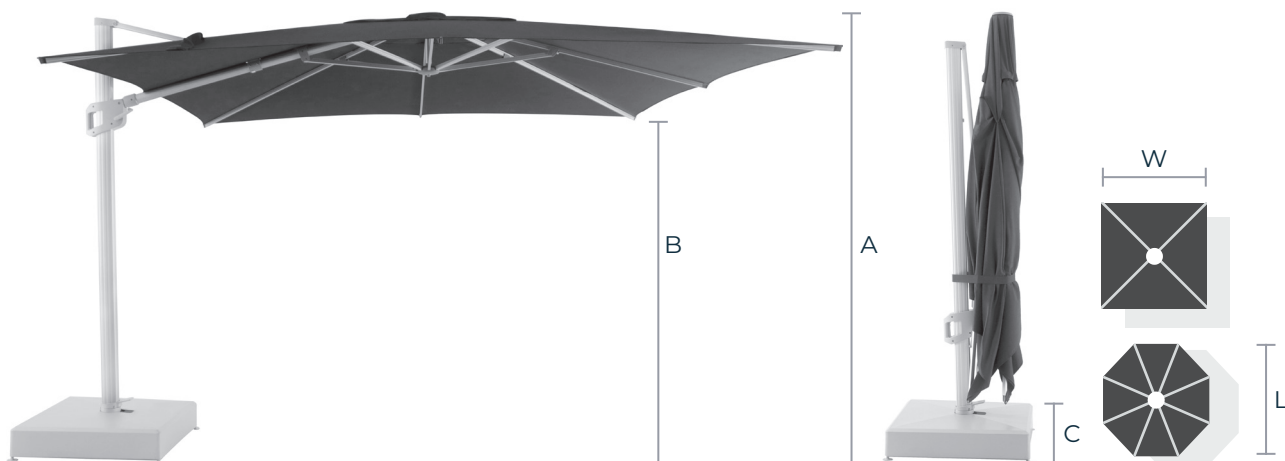
The matte-anodized aluminium frame is precision-engineered and 100% rust-resistant, paired with 304 stainless steel screws and rivets, delivering exceptional durability and stability in any environment.



Wind Resistance
up to 40km/h


RECOMMENDED FOR: Residential outdoor dining and shaded pool-side spaces, to cafes, bars and restaurants.

General Specifications



Canopy Type	Dimensions		Umbrella Height			Packaged Weight
	L x W	A	B	C	Kg	
Square	3m x 3m	2510mm	2000mm	830mm	32kg	
Octagonal	3.5m	2630mm	2000mm	150mm	32kg	


Canopy Colours



Coal Blend



Light Canvas Taupe



Dark Mocha

* Images not an exact colour match

Base Options



Portable: Base requires additional weighted slabs. Available with or without wheels.



Fixed Installation: Bolt down Base Plate or Inground Socket.



Frame

Matte-anodized for durability, the aluminium frame is engineered for outdoor use for years of durability and enjoyment.

Rotation Pedal 360

Easy to use foot pedal makes turning the umbrella quick and easy.

Accessories

Umbrella cover included, 210g solution dyed polyester.

Assembly

Minor assembly required, with easy-to-follow instructions.



SOLA BY SKYSPAN

Purchase online: [skyspanshade.com.au](https://www.skyspanshade.com.au)

Showroom: 1/4 Old Pacific Hwy, Yatala

Contact Us: 1300 667 176 | sales@skyspanshade.com.au